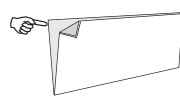
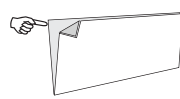


2. WITH THIS SIDE UP, SLIDE FINGER BETWEEN FRONT AND MIDDLE PANEL, SLIDE FINGER UP TO OPEN  
3. BEFORE DETACHING SLIDE FINGER UP BETWEEN MIDDLE PANEL AND ADDRESS PANEL TO REMOVE



2. WITH THIS SIDE UP, SLIDE FINGER BETWEEN FRONT AND MIDDLE PANEL, SLIDE FINGER UP TO OPEN  
3. BEFORE DETACHING SLIDE FINGER UP BETWEEN MIDDLE PANEL AND ADDRESS PANEL TO REMOVE



FIRST, REMOVE THESE EDGES  
FOLD, CREASE AND TEAR ALONG PERFORATION



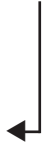
FIRST, REMOVE THESE EDGES  
FOLD, CREASE AND TEAR ALONG PERFORATION



FIRST, REMOVE THESE EDGES  
FOLD, CREASE AND TEAR ALONG PERFORATION



FIRST, REMOVE THESE EDGES  
FOLD, CREASE AND TEAR ALONG PERFORATION



F

F

F

F

F

F

F

F

F

F

D

F

F

F

F

F

F

F

F

F

F

F

F

F

F

F

D

F

F

F

F

F

F

F

F

F

F

F



F

F

F

F

F

F

F

F

F